



Dashboard

Projects

Insights

Organization Settings

Plan

Welcome to the Insights Experience

We would love to hear from you as we continue to enhance the dashboard. Please leave us your feedback [here](#).

Status **OPERATIONAL**

Help

User Settings

Insights > navigation2 > build_and_test

build_and_test ...

- build_and_test ▼
- main ▼
- Last 90 Days ▼

Please note that the data below is not real time and there may be up to a 24 hour delay.

Trends are not available for 60 and 90 days time windows.

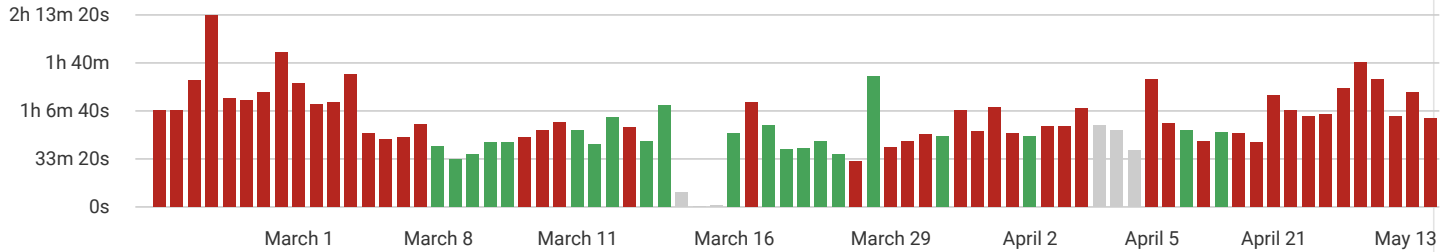
Runs	74
Success rate	28%
Duration (P95)	1h 31m 9s
Total credits	70,411
Mean time to recovery	3d 20h 11m 25s
Throughput	0.881

OVERVIEW JOBS TESTS PREVIEW

🔗 Most Recent Workflow Runs

February 15 - May 16, 2021

Runs **74**



- Success
- Failure

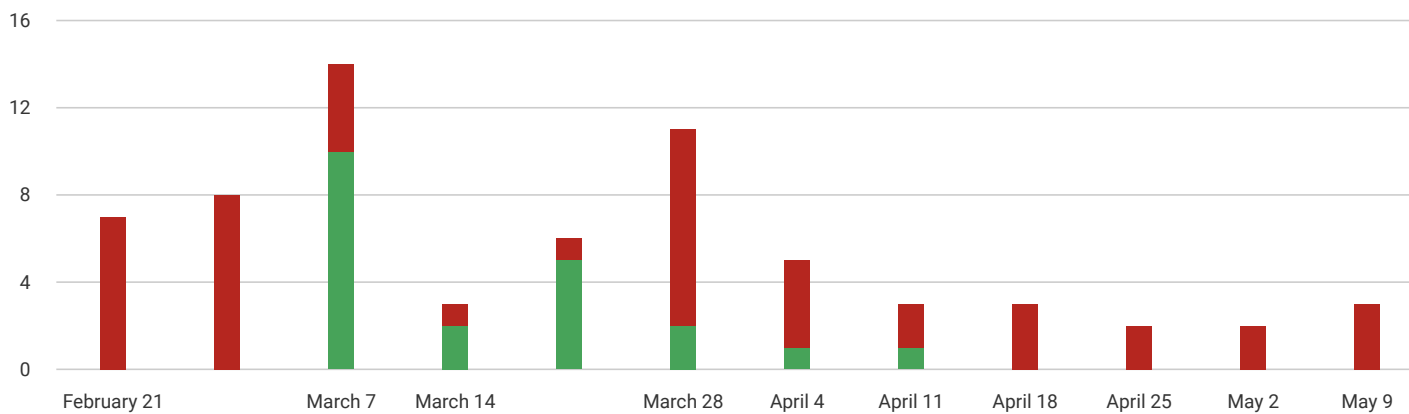
(i) Graph displays up to 100 most recent runs.
Time is displayed in Coordinated Universal Time (UTC)

🔗 Workflow success rate

February 15 - May 16, 2021

Runs **74**

Success rate **28%**



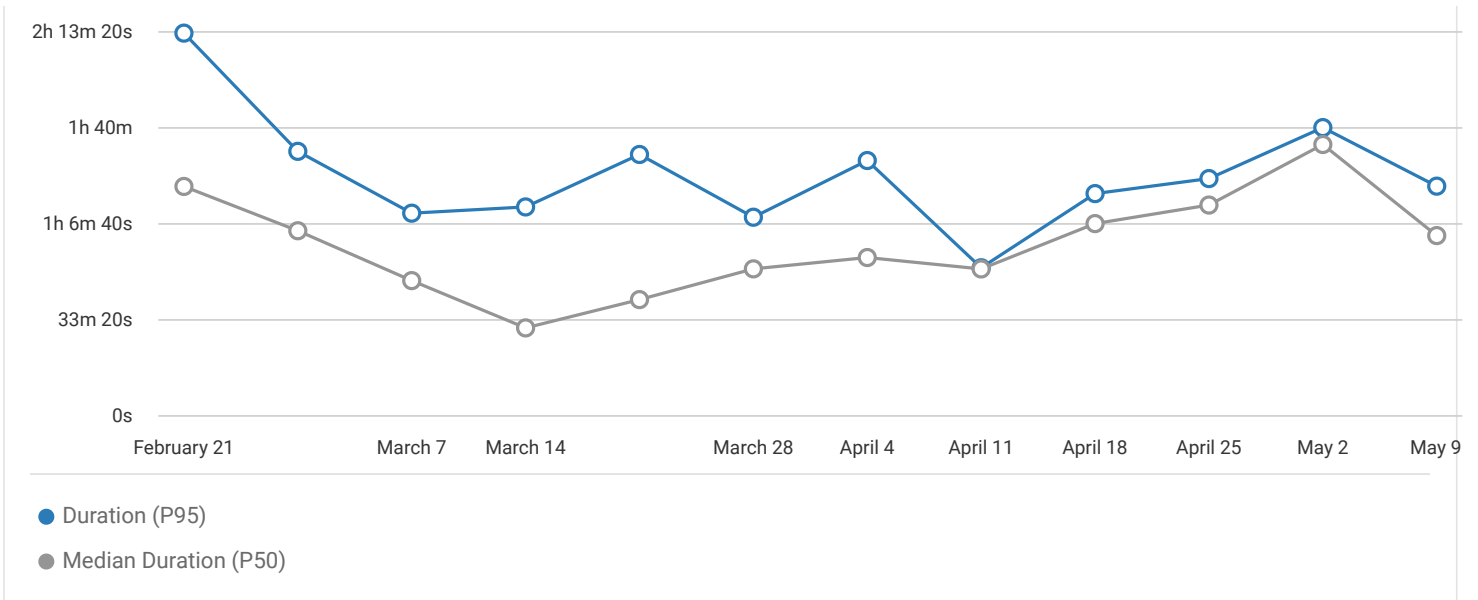
- Success
- Failure

🕒 Workflow duration (P95)

February 15 - May 16, 2021

Duration (P95) ⓘ **1h 31m 9s**

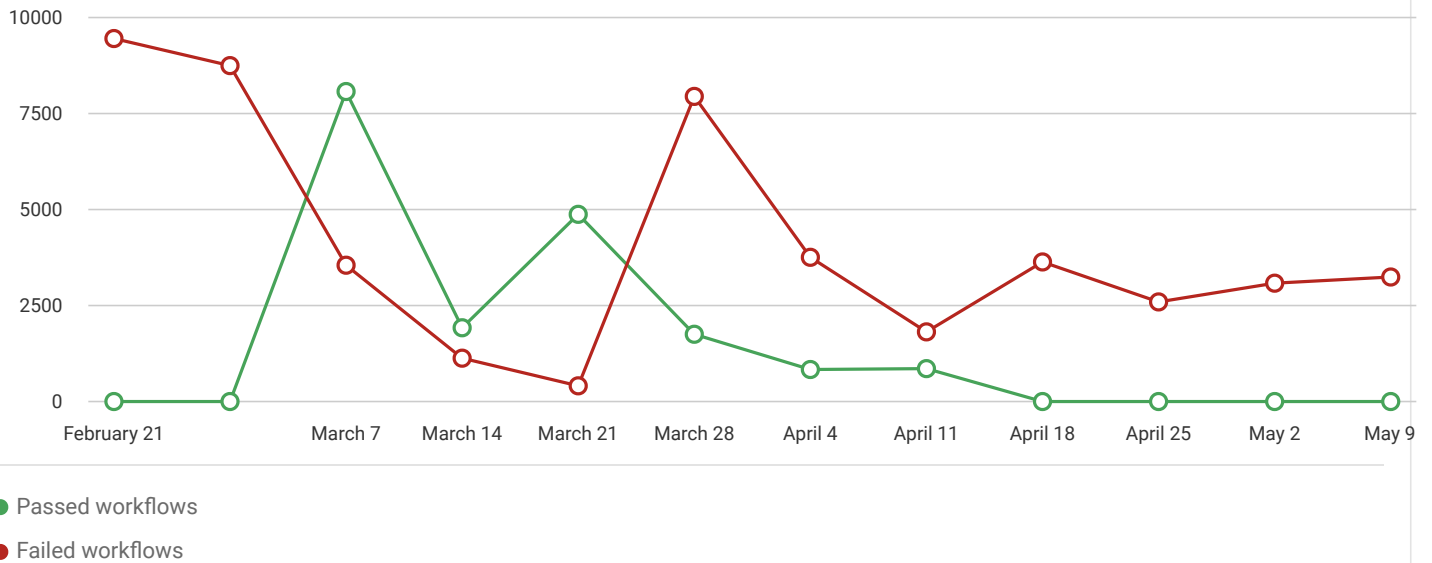
Median duration (P50) ⓘ **55m 33s**



Workflow credit usage

February 15 - May 16, 2021

Total credits ⓘ **70,411**



ⓘ Please note that the workflow credit usage chart is not real time and should not be used for financial reporting. Check out the [plan usage](#) for the most up-to-date credit reports.