

 Dashboard

 Projects

Insights

 Organization Settings


 Plan

Welcome to the Insights Experience

We would love to hear from you as we continue to enhance the dashboard. Please leave us your feedback [here](#).

 Status **OPERATIONAL**

 Help


 User Settings

 Insights >  navigation2 >  nightly


nightly

...

 nightly 

 main 

 Last 90 Days 

 Please note that the data below is not real time and there may be up to a 24 hour delay.

 Trends are not available for 60 and 90 days time windows.

Runs	91
Success rate	3%
Duration (P95)	1h 50m 35s
Total credits	174,945
Mean time to recovery	40d 23h 31m 19s
Throughput	1

OVERVIEW

JOB

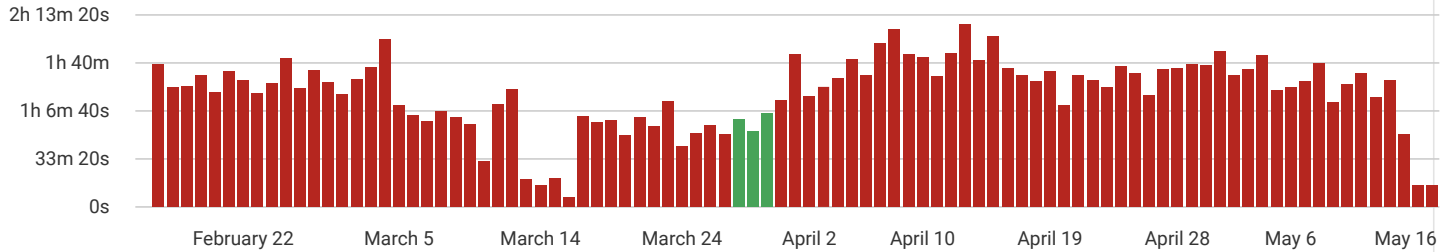
TESTS

PREVIEW

🔗 Most Recent Workflow Runs

February 15 - May 16, 2021

Runs **91**



● Success

● Failure

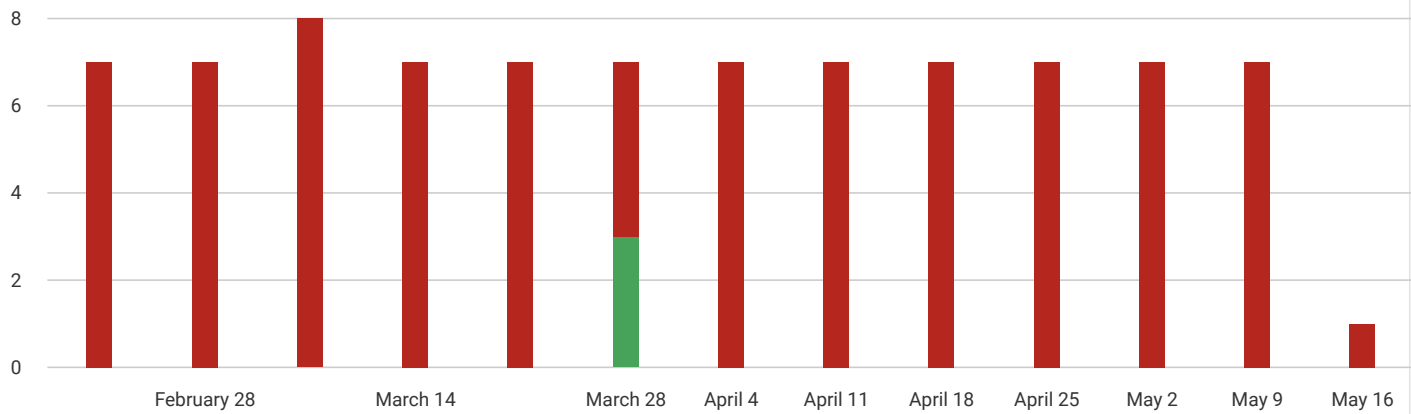
(i) Graph displays up to 100 most recent runs.
Time is displayed in Coordinated Universal Time (UTC)

🔗 Workflow success rate

February 15 - May 16, 2021

Runs **91**

Success rate **3%**



● Success

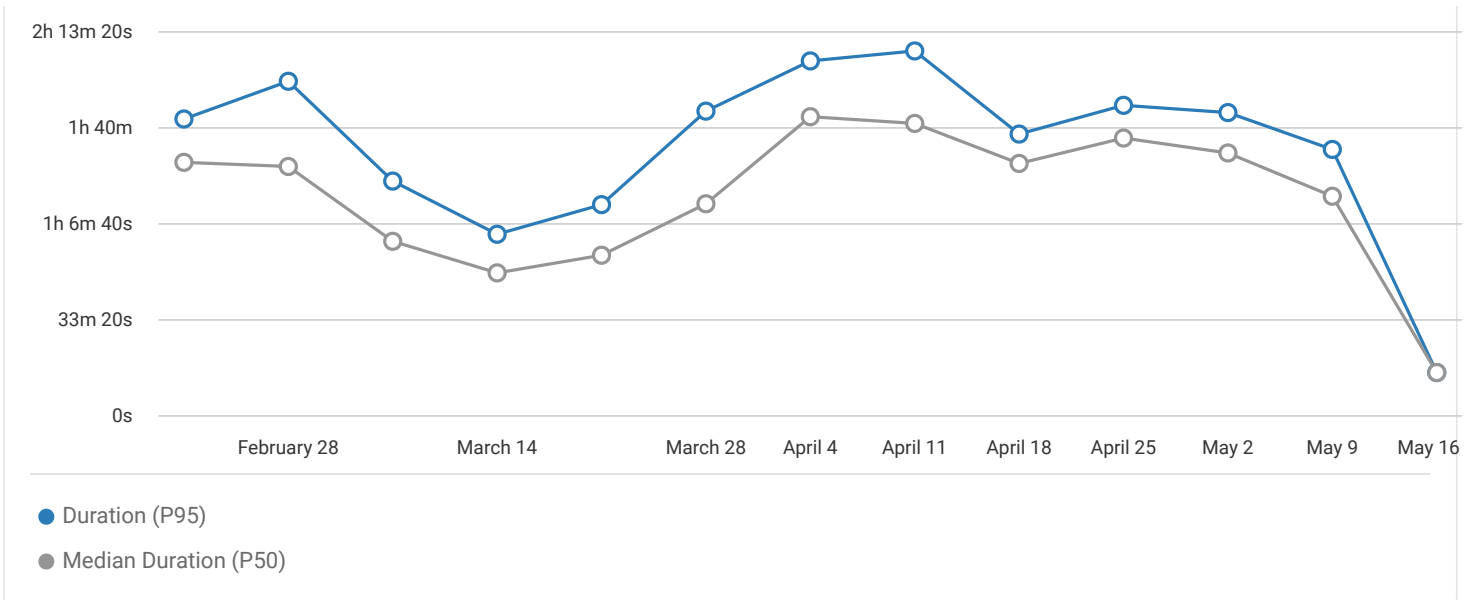
● Failure

🕒 Workflow duration (P95)

February 15 - May 16, 2021

Duration (P95) (i) **1h 50m 35s**

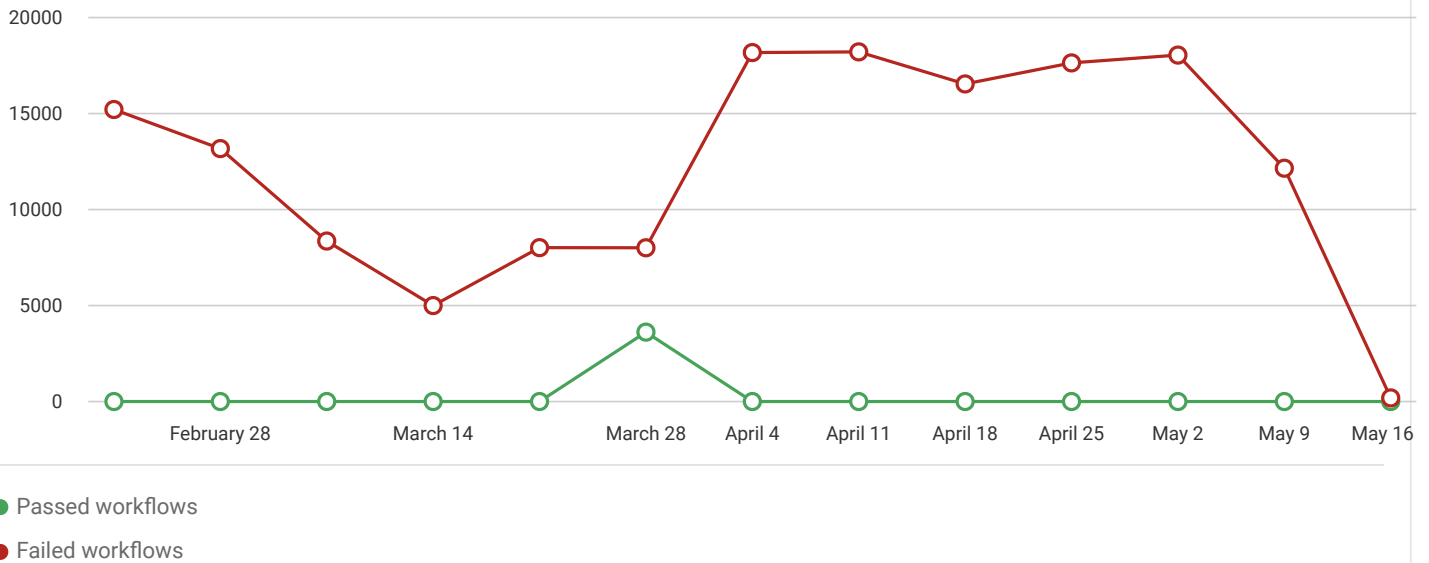
Median duration (P50) (i) **1h 25m 14s**



Workflow credit usage

February 15 - May 16, 2021

Total credits ⓘ **174,945**



ⓘ Please note that the workflow credit usage chart is not real time and should not be used for financial reporting. Check out the [plan usage](#) for the most up-to-date credit reports.