

★ Configure Device

« Back to Z-Wave Equipment List (DeviceAutomation.aspx?cat=1)

Main Water Valve

Temperature Units

 °F
 °C

Volume Units

 GAL
 L

Installer
 (/AdminDotNetShared/App_UserControls/emPower/Configuration/#i

High Flow Threshold ?

2020-10-26 1:34:46 PM

High Flow Timer ?

2020-10-26 1:34:52 PM



High Flow Shut Valve ?

 Disabled
 Enabled

High Flow Sound Buzzer ?



 Disabled
 Enabled

Medium Flow Threshold ?

1.00 GPM 
2020-10-26 1:34:48 



Medium Flow Timer

40 min 
2020-10-26 1:34:52 PM 



Medium Flow Shut Valve

Disabled
2020-10-26 4:21:55 PM
 Enabled

Medium Flow Sound Buzzer

Disabled
 Enabled

Low Flow Timer

2 hr 
2020-10-26 1:34:53 PM 



Low Flow Shut Valve

Disabled
2020-10-26 4:21:57 PM
 Enabled



Low Flow Sound Buzzer

Disabled
 Enabled

High Temperature Threshold

65.0 °C 
2020-10-26 1:34:55 PM 

Low Temperature Threshold

4.0 °C 
2020-10-26 1:34:54 PM 

Calibration Status

Not Calibrated
2020-10-30 1:41:03 AM
 Calibrated